

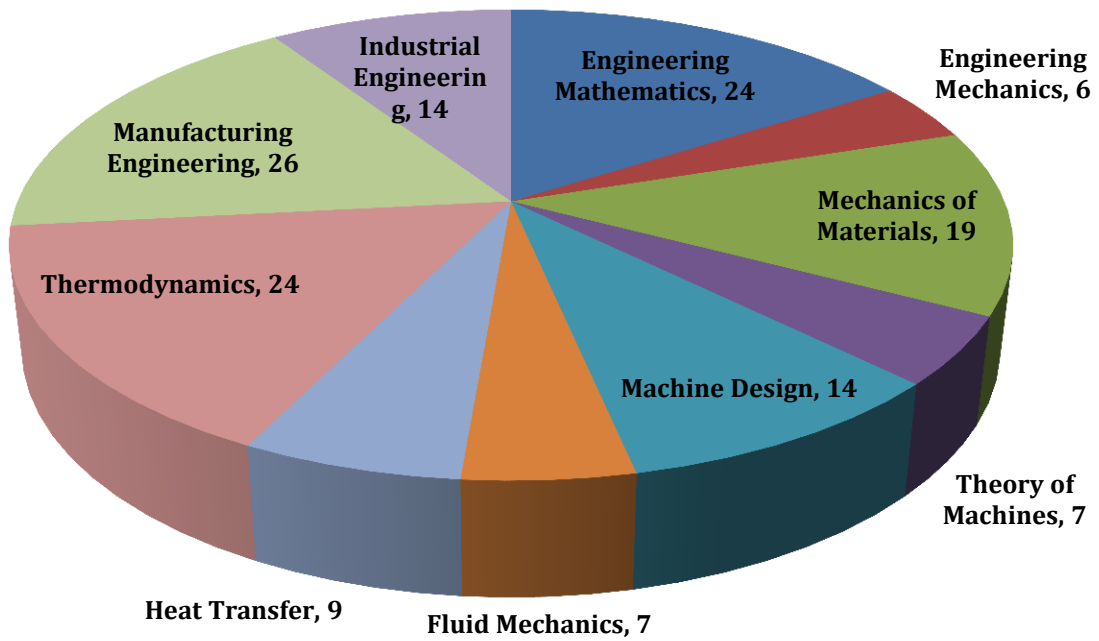
**GATE-2008**

**Question Paper**  
**&**  
**Answer Keys**

# Index

1. Question Paper Analysis
2. Question Paper & Answer keys

# ANALYSIS OF GATE 2008 Mechanical Engineering



**GATE-2008- ME**

SUBJECT	NO OF QUESTION	Topics Asked in Paper	Total Marks
Engineering Mathematics	1M:6 2M:9	Calculus; Complex Variables Linear Algebra Probability and Distribution Differential Equation	24
Engineering Mechanics	1M:2 2M:2	Kinematics and Dynamics of Rigid Body Kinematics and Dynamics of Particle Trusses and Frames	6
Mechanics of Materials	1M:3 2M:8	Stresses in Beams Thin Walled Pressure Vessel Strain Energy and Resilience Torsion; Columns and Struts Complex Stress & Strain	19
Theory of Machines	1M:1 2M:6	Mechanism; Vibration Analysis of CAMS	7
Machine Design	1M:0 2M:7	Design of Bearing; Design of Joints Design of Brakes and Clutches Design of Spur Gears	14
Fluid Mechanics	1M:1 2M:3	Hydraulic Machines; Fluid Kinematics Laminar and Turbulent Flow	7
Heat Transfer	1M:1 2M:4	Heat Exchanger; Conduction Radiation; Convection	9
Thermodynamics	1M:2 2M:8	Entropy Properties of Pure Substances Basics of Thermodynamics First Law of Thermodynamics Availability and Irreversibility Air Standard Cycles and IC Engine Psychrometrics Second Law of Thermodynamics Power Plant Properties of Pure Substances	24
Manufacturing Engineering	1M:2 2M:12	Joining Process; Forming Process Casting; Engineering Materials Computer Integrated Manufacturing (CIM) Non-Traditional Machining Process Metal Cutting; Metrology and Inspection	26
Industrial Engineering	1M:2 2M:6	Queuing Theory Scheduling and Loading PERT and CPM Forecasting Production, Planning and Control Inventory Control	14
<b>Total</b>	<b>85</b>		<b>150</b>

**GATE 2008 Examination**  
**MECHANICAL ENGINEERING**

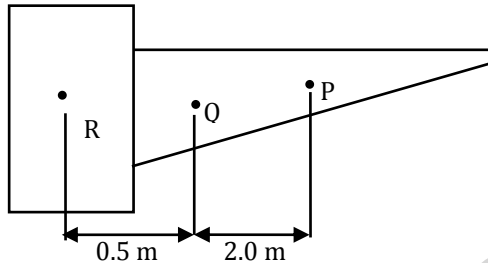
**Q.1 to Q. 20 carries one mark each.**

1. In the Taylor series expansion of  $e^x$  about  $x = 2$ , the coefficient of  $(x - 2)^4$  is  
 (A)  $1/4!$  (B)  $2^4/4!$  (C)  $e^2/4!$  (D)  $e^4/4!$   
**[Ans. C]**
  
2. Given that  $\ddot{x} + 3x = 0$ , and  $x(0) = 1$ ,  $\dot{x}(0) = 0$ , what is  $x(1)$ ?  
 (A)  $-0.99$  (B)  $-0.16$  (C)  $0.16$  (D)  $0.99$   
**[Ans. D]**
  
3. The value of  $\lim_{x \rightarrow 8} \frac{x^{1/3} - 2}{(x-8)}$  is  
 (A)  $1/16$  (B)  $1/12$  (C)  $1/8$  (D)  $1/4$   
**[Ans. B]**
  
4. A coin is tossed 4 times. What is the probability of getting heads exactly 3 times?  
 (A)  $1/4$  (B)  $3/8$  (C)  $1/2$  (D)  $3/4$   
**[Ans. A]**
  
5. The matrix  $\begin{bmatrix} 1 & 2 & 4 \\ 3 & 0 & 6 \\ 1 & 1 & p \end{bmatrix}$  has one Eigenvalue equal to 3. The sum of the other two Eigenvalues is  
 (A)  $p$  (B)  $p - 1$  (C)  $p - 2$  (D)  $p - 3$   
**[Ans. C]**
  
6. The divergence of the vector field  $(x-y)\hat{i} + (y-x)\hat{j} + (x+y+z)\hat{k}$  is  
 (A) 0 (B) 1 (C) 2 (D) 3  
**[Ans. D]**
  
7. The transverse shear stress acting in a beam of rectangular cross-section, subjected to a transverse shear load, is  
 (A) Variable with maximum at the bottom of the beam  
 (B) Variable with maximum at the top of the beam  
 (C) Uniform  
 (D) Variable with maximum at the neutral axis  
**[Ans. D]**

8. A rod of Length  $L$  and diameter  $D$  is subjected to a tensile load  $P$ . Which of the following is sufficient to calculate the resulting change in diameter?
- (A) Young's modulus (C) Poisson's ratio  
(B) Shear modulus (D) Both Young's modulus and shear modulus
- [Ans. D]**

9. A straight rod of length  $L(t)$ , hinged at one end and freely extensible at the other end, rotates through an angle  $\theta(t)$  about the hinge. At time  $t$ ,  $L(t)=1\text{m}$ ,  $\dot{L}(t)=1\text{m/s}$ ,  $\theta(t)=\frac{\pi}{4}\text{rad}$  and  $\dot{\theta}(t)=1\text{rad/s}$ . The magnitude of the velocity at the other end of the rod is
- (A) 1 m/s (B)  $\sqrt{2}$  m/s (C)  $\sqrt{3}$  m/s (D) 2m/s
- [Ans. D]**

10. A cantilever type gate hinged at Q is shown in the figure. P and R are the centers of gravity of the cantilever part and the counterweight respectively. The mass of the cantilever part is 75 kg. The mass of the counterweight, for static balance, is



- (A) 75 kg (C) 225 kg  
(B) 150 kg (D) 300 kg
- [Ans. D]**
11. A Planar mechanism has 8 links and 10 rotary joints. The number of degrees of freedom of the mechanism, using Grubler's criterion is
- (A) 0 (B) 1 (C) 2 (D) 3
- [Ans. B]**
12. An axial residual compressive stress due to a manufacturing process is present on the outer surface of a rotating shaft subjected to bending. Under a given bending load. The fatigue life of the shaft in the presence of the residual compressive stress is
- (A) Decreased  
(B) Increased or decreased, depending on the external bending load  
(C) Neither decreased nor increased  
(D) Increased
- [Ans. D]**
13. 2 moles of oxygen are mixed adiabatically with another 2 moles of oxygen in mixing chamber, so that the final total pressure and temperature of the mixture become same as those of the individual constituents at their initial states. The universal gas constant is given as  $R$ . The change in entropy due to mixing, per mole of oxygen, is given by
- (A)  $-R \ln 2$  (B) 0 (C)  $R \ln 2$  (D)  $R \ln 4$
- [Ans. B]**

14. For flow of fluid over a heated plate, the following fluid properties are known  
 Viscosity = 0.001 Pa.s; specific heat at constant pressure = 1kJ/kg.K  
 thermal conductivity = 1 W/mK.  
 The hydrodynamic boundary layer thickness at a specified location on the plate is 1 mm. The thermal boundary layer thickness at the same location is
- (A) 0.001 mm (C) 1 mm  
 (B) 0.01 mm (D) 1000 mm
- [Ans. C]**

15. For a continuity equation given by  $\vec{\nabla} \cdot \vec{V} = 0$  to be valid, where  $\vec{V}$  is the velocity vector, which one of the following is a necessary condition?
- (A) steady flow (C) inviscid flow  
 (B) irrotational flow (D) incompressible flow
- [Ans. D]**

16. Which one of the following is NOT a necessary assumption for the air-standard Otto cycle?
- (A) All processes are both internally as well as externally reversible.  
 (B) Intake and exhaust processes are constant volume heat rejection processes.  
 (C) The combustion process is a constant volume heat addition process.  
 (D) The working fluid is an ideal gas with constant specific heats.
- [Ans. B]**

17. In an M/M/1 queuing system, the number of arrivals in an interval of length T is a Poisson random variable (i.e. the probability of there being n arrivals in an interval of length T is  $\frac{e^{-\lambda T}(\lambda T)^n}{n!}$ ). The probability density function f(t) of the inter-arrival time is given by
- (A)  $\lambda^2(e^{-\lambda^2 t})$  (C)  $\lambda e^{-\lambda t}$   
 (B)  $\frac{e^{-\lambda^2 t}}{\lambda^2}$  (D)  $\frac{e^{-\lambda t}}{\lambda}$
- [Ans. C]**

18. A set of 5 jobs is to be processed on a single machine. The processing time (in days) table below. The holding cost for each job is Rs. K per day

Job	Processing Time
P	5
Q	2
R	3
S	2
T	1

A schedule that minimizes the total inventory cost is

- (A) T - S - Q - R - P (C) T - R - S - Q - P  
 (B) P - R - S - Q - T (D) P - Q - R - S - T
- [Ans. A]**

19. For generating a Coon's surface we require  
 (A) a set of grid points on the surface  
 (B) a set of grid control points  
 (C) four bounding curves defining the surface  
 (D) two bounding curves and a set of grid control points

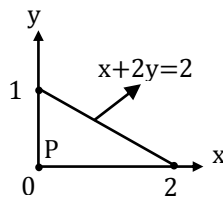
[Ans. B]

20. Internal gear cutting operation can be performed by  
 (A) milling (C) shaping with pinion cutter  
 (B) shaping with rack cutter (D) hobbing

[Ans. C]

**Q.21 to Q. 85 carries two marks each.**

21. Consider the shaded triangular region P shown in the figure. What is  $\iint_P xy \, dx \, dy$ ?



- (A) 1/6 (C) 7/16  
 (B) 2/9 (D) 1

[Ans. A]

22. The directional derivative of the scalar function  $f(x, y, z) = x^2 + 2y^2 + z$  at the point  $P = (1, 1, 2)$  in the direction of the vector  $\vec{a} = 3\hat{i} - 4\hat{j}$  is

- (A) -4 (C) -1  
 (B) -2 (D) 1

[Ans. B]

23. For what value of a, if any, will the following system of equations in x, y and z have a solution

$$\begin{aligned} 2x + 3y &= 4 \\ x + y + z &= 4 \\ x + 2y - z &= a \end{aligned}$$

- (A) Any real number (C) 1  
 (B) 0 (D) There is no such value

[Ans. B]

24. Which of the following integrals is unbounded?

- (A)  $\int_0^{\pi/4} \tan x \, dx$  (C)  $\int_0^{\infty} xe^{-x} \, dx$   
 (B)  $\int_0^{\infty} \frac{1}{x^2+1} \, dx$  (D)  $\int_0^1 \frac{1}{1-x} \, dx$

[Ans. D]

25. The integral  $\oint f(z) \, dz$  evaluated around the unit circle on the complex plane for  $f(z) = \frac{\cos z}{z}$  is

- (A)  $2\pi i$  (B)  $4\pi i$  (C)  $-2\pi i$  (D) 0

[Ans. A]



26. The length of the curve  $y = \frac{2}{3}x^{3/2}$  between  $x = 0$  and  $x = 1$  is

- (A) 0.27 (C) 1  
(B) 0.67 (D) 1.22

[Ans. D]

27. The Eigenvectors of the matrix  $\begin{bmatrix} 1 & 2 \\ 0 & 2 \end{bmatrix}$  are written in the form  $\begin{bmatrix} 1 \\ a \end{bmatrix}$  and  $\begin{bmatrix} 1 \\ b \end{bmatrix}$ . What is  $a + b$ ?

- (A) 0 (B) 1/2 (C) 1 (D) 2

[Ans. B]

28. Let  $f = y^x$ . What is  $\frac{\partial^2 f}{\partial x \partial y}$  at  $x=2, y=1$ ?

- (A) 0 (C) 1  
(B)  $\ln 2$  (D)  $1/\ln 2$

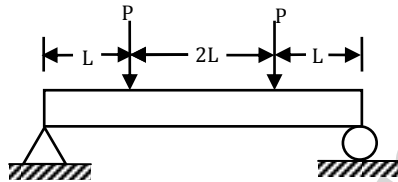
[Ans. C]

29. It is given that  $y'' + 2y' + y = 0, y(0) = 0, y(1) = 0$ . What is  $y(0.5)$ ?

- (A) 0 (C) 0.62  
(B) 0.37 (D) 1.13

[Ans. A]

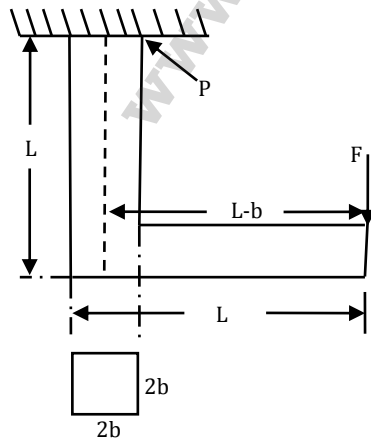
30. The strain energy stored in the beam with flexural rigidity  $EI$  and loaded as shown in the figure is



- (A)  $\frac{P^2 L^3}{3EI}$  (C)  $\frac{4P^2 L^3}{3EI}$   
(B)  $\frac{2P^2 L^3}{3EI}$  (D)  $\frac{8P^2 L^3}{3EI}$

[Ans. C]

31. For the component loaded with a force  $F$  as shown in the figure, the axial stress at the corner point P is



(A)  $\frac{F(3L - b)}{4b^3}$

(C)  $\frac{F(3L - 4b)}{4b^3}$

(B)  $\frac{F(3L + b)}{4b^3}$

(D)  $\frac{F(3L - 2b)}{4b^3}$

[Ans. D]

32. A solid circular shaft of diameter 100 mm is subjected to an axial stress of 50 MPa. It is further subjected to a torque of 10 kN-m. The maximum principal stress experienced on the shaft is closest to

(A) 41 MPa

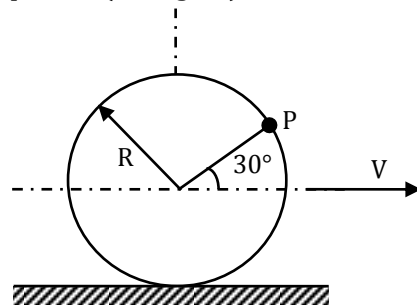
(C) 164 MPa

(B) 82 MPa

(D) 204 MPa

[Ans. B]

33. A circular disc of radius R rolls without slipping at a velocity v. The magnitude of the velocity at point P (see figure) is



(A)  $\sqrt{3} \cdot V$

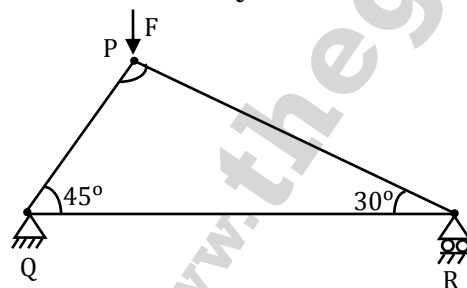
(C)  $V/2$

(B)  $\sqrt{3} V/2$

(D)  $2V/\sqrt{3}$

[Ans. A]

34. Consider a truss PQR loaded at P with a force F as shown in the figure.



The tension in the member QR is

(A) 0.5 F

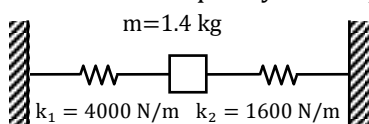
(C) 0.73 F

(B) 0.63 F

(D) 0.87 F

[Ans. B]

35. The natural frequency of the spring mass system shown in the figure is closest to



(A) 8 Hz

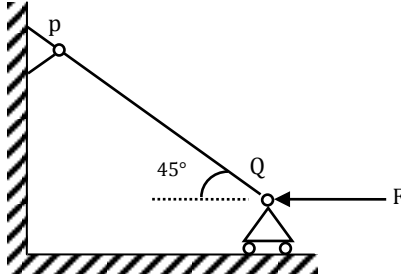
(B) 10 Hz

(C) 12 Hz

(D) 14 Hz

[Ans. B]

36. The rod PQ of length L with flexural rigidity EI is hinged at both ends. For what minimum force F is it expected to buckle?



- (A)  $\frac{\pi^2 EI}{L^2}$  (C)  $\frac{\pi^2 EI}{\sqrt{2}L^2}$   
 (B)  $\frac{\sqrt{2}\pi^2 EI}{L^2}$  (D)  $\frac{\pi^2 EI}{2L^2}$

[Ans. B]

37. In a cam design, the rise motion is given by a simple harmonic motion (SHM)  
 $s = \frac{h}{2} \left(1 - \cos \frac{\pi\theta}{\beta}\right)$  where h is total rise,

$\theta$  is camshaft angle,  $\beta$  is the total angle of the rise interval. The jerk is given by

- (A)  $\frac{h}{2} \left(1 - \cos \frac{\pi\theta}{\beta}\right)$  (C)  $\frac{\pi^2 h}{\beta^2} \cos \left(\frac{\pi\theta}{\beta}\right)$   
 (B)  $\frac{\pi h}{\beta} \sin \left(\frac{\pi\theta}{\beta}\right)$  (D)  $\frac{-\pi^3 h}{\beta^3} \sin \left(\frac{\pi\theta}{\beta}\right)$

[Ans. D]

38. A uniform rigid rod of mass  $m = 1\text{kg}$  and length  $L = 1\text{m}$  is hinged at its centre and laterally supported at one end by a spring of spring constant  $k = 300\text{ N/m}$ . The natural frequency  $\omega_n$  in rad/s is

- (A) 10 (C) 30  
 (B) 20 (D) 40

[Ans. C]

39. A compression spring is made of music wire of 2mm diameter having a shear strength and shear modulus of 800 MPa and 80 GPa respectively. The mean coil diameter is 20mm, free length is 40mm and the number of active coils is 10. If the mean coil diameter is reduced to 10mm, the stiffness of the spring is approximately

- (A) decreased by 8 times (C) increased by 2 times  
 (B) decreased by 2 times (D) increased by 8 times

[Ans. D]

40. A journal bearing has a shaft diameter of 40mm and a length of 40 mm. the shaft is rotating at 20 rad/s and the viscosity of the lubricant is 20mPa-s. the clearance is 0.020 mm. the loss of torque due to the viscosity of the lubricant is approximately:

- (A) 0.040 Nm (C) 0.400 Nm  
 (B) 0.252 Nm (D) 0.6562 Nm

[Ans. A]

41. A clutch has outer and inner diameters 100 mm and 40 mm respectively. Assuming a uniform pressure of 2 MPa and coefficient of friction of liner material 0.4, the torque carrying capacity of the clutch is
- (A) 148 Nm (C) 372 Nm  
(B) 196 Nm (D) 490 Nm

[Ans. B]

42. A spur gear has a module of 3 mm, number of teeth 16, a face width of 36 mm and a pressure angle of  $20^\circ$ . It is transmitting a power of 3 kW at 20 rev/s. Taking a velocity factor of 1.5, and a form factor of 0.3, the stress in the gear tooth is about
- (A) 32MPa (C) 58MPa  
(B) 46 MPa (D) 70 MPa

[Ans. C]

43. Match the type of gears with their most appropriate description.

Type of gear	Description
A. Helical	1. Axes non parallel and non-intersecting
B. Spiral Bevel	2. Axes parallel and teeth are inclined to the axis
C. Hypoid	3. Axes are parallel and teeth are parallel to the axis
D. Rack and pinion	4. Axes are perpendicular and intersecting, and teeth are inclined to the axis
	5. Axes are perpendicular and used for large speed reduction
	6. Axes parallel and one of the gears has infinite radius
(A) P – 2, Q – 4, R – 1, S – 6	(C) P – 2, Q – 6, R – 4, S – 2
(B) P – 1, Q – 4, R – 5, S – 6	(D) P – 6, Q – 3, R – 1, S – 5

[Ans. A]

44. A gas expands in a frictionless piston–cylinder arrangement. The expansion process is very slow, and is resisted by an ambient pressure of 100kPa. During the expansion process, the pressure of the system (gas) remains constant at 300kPa. The change in volume of the gas is  $0.01\text{m}^3$ . The maximum amount of work that could be utilized from the above process is
- (A) 0 kJ (B) 1 kJ (C) 2 kJ (D) 3 kJ

[Ans. C]

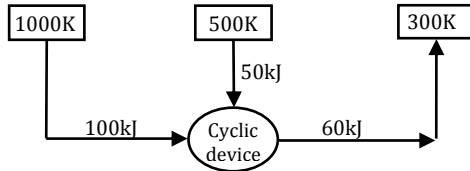
45. The logarithmic mean temperature difference (LMTD) of a counterflow heat exchanger is  $20^\circ\text{C}$ . The cold fluid enters at  $20^\circ\text{C}$  and the hot fluid enters at  $100^\circ\text{C}$ . Mass flow rate of the cold fluid is twice that of the hot fluid. Specific heat at constant pressure of the hot fluid is twice that of the cold fluid. The exit temperature of the cold fluid
- (A) is  $40^\circ\text{C}$  (C) is  $80^\circ\text{C}$   
(B) is  $60^\circ\text{C}$  (D) cannot be determined

[Ans. C]

46. A two dimensional fluid element rotates like a rigid body. At a point within the element, the pressure is 1 unit. Radius of the Mohr's circle, characterizing the state of stress at the point, is
- (A) 0.5 unit (C) 1 unit  
(B) 0 unit (D) 2 unit

[Ans. B]

47. A cyclic device operates between three thermal reservoirs, as shown in the figure. Heat is transferred to/from the cyclic device. It is assumed that heat transfer between each thermal reservoir and the cyclic device takes place across negligible temperature difference. Interactions between the cyclic device and the respective thermal reservoirs that are shown in the figure are all in the form of heat transfer.



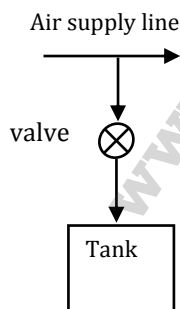
The cyclic device can be

- (A) a reversible heat engine
  - (B) a reversible heat pump or a reversible refrigerator
  - (C) an irreversible heat engine
  - (D) an irreversible heat pump or an irreversible refrigerator
48. A balloon containing an ideal gas is initially kept in an evacuated and insulated room. The balloon ruptures and the gas fills up the entire room. Which one of the following statements is TRUE at the end of above process?
- (A) The internal energy of the gas decreases from its initial value, but the enthalpy remains constant
  - (B) The internal energy of the gas increases from its initial value, but the enthalpy remains constant
  - (C) Both internal energy and enthalpy of the gas remain constant
  - (D) Both internal energy and enthalpy of the gas increase

[Ans. A]

[Ans. C]

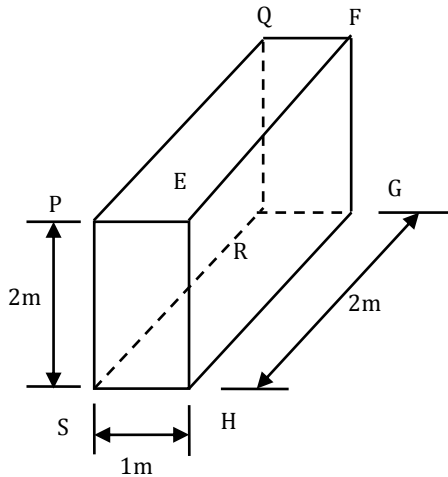
49. A rigid, insulated tank is initially evacuated. The tank is connected with a supply line through which air (assumed to be ideal gas with constant specific heats) passes at 1 MPa, 350°C. A valve connected with the supply line is opened and the tank is charged with air until the final pressure inside the tank reaches 1 MPa. The final temperature inside the tank



- (A) is greater than 350°C
- (B) is less than 350°C
- (C) is equal to 350°C
- (D) may be greater than, less than, or equal to 350°C, depending on the volume of the tank

[Ans. A]

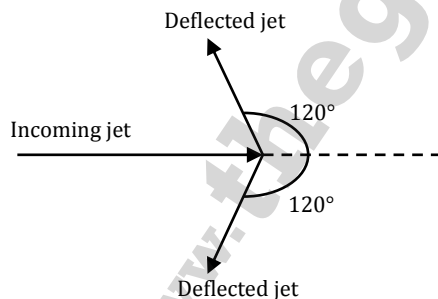
50. For the three-dimensional object shown in the figure below, five faces are insulated. The sixth face (PQRS), which is not insulated, interacts thermally with the ambient, with a convective heat transfer coefficient of  $10 \text{ W/m}^2 \cdot \text{K}$ . The ambient temperature is  $30^\circ\text{C}$ . Heat is uniformly generated inside the object at the rate of  $100 \text{ W/m}^3$ . Assuming the face PQRS to be at uniform temperature, its steady state temperature is



- (A)  $10^\circ\text{C}$  (C)  $30^\circ\text{C}$   
(B)  $20^\circ\text{C}$  (D)  $40^\circ\text{C}$

[Ans. D]

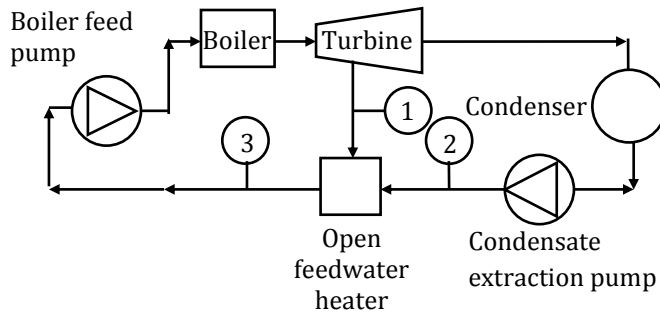
51. Water, having a density of  $1000 \text{ kg/m}^3$ , issues from a nozzle with a velocity of  $10 \text{ m/s}$  and the jet strikes a bucket mounted on a Pelton wheel. The wheel rotates at  $10 \text{ rad/s}$ . The mean diameter of the wheel is  $1 \text{ m}$ . The jet is split into two equal streams by the bucket, such that each stream is deflected by  $120^\circ$ , as shown in the figure. Friction in the bucket may be neglected. Magnitude of the torque exerted by the water on the wheel, per unit mass flow rate of the incoming jet, is



- (A)  $0 \text{ (N.m)/(kg/s)}$  (C)  $2.5 \text{ (N.m)/(kg/s)}$   
(B)  $1.25 \text{ (N.m)/(kg/s)}$  (D)  $3.75 \text{ (N.m)/(kg/s)}$

[Ans. D]

52. A thermal power plant operates on a regenerative cycle with a single open feed water heater, as shown in the figure. For the state points shown, the specific enthalpies are:  $h_1 = 2800 \text{ kJ/kg}$  and  $h_2 = 200 \text{ kJ/kg}$ . The bleed to the feed water heater is 20% of the boiler steam generation rate. The specific enthalpy at state 3 is



- (A) 720 kJ/kg  
(B) 2280 kJ/kg  
(C) 1500 kJ/kg  
(D) 3000 kJ/kg

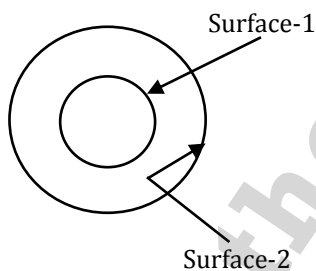
**[Ans. A]**

53. Moist air at a pressure of 100 kPa is compressed to 500 kPa and then cooled to 35°C in an after cooler. The air at the entry to the after cooler is unsaturated and becomes just saturated at the exit of the after cooler. The saturation pressure of water at 35°C is 5.628 kPa. The partial pressure of water vapour (in kPa) in the moist air entering the compressor is closest to

- (A) 0.57  
(B) 1.13  
(C) 2.26  
(D) 4.52

**[Ans. B]**

54. A hollow enclosure is formed between two infinitely long concentric cylinders of radii 1m and 2m, respectively. Radiative heat exchange takes place between the inner surface of the larger cylinder (surface-2) and the outer surface of the smaller cylinder (surface-1). The radiating surfaces are diffuse and the medium in the enclosure is non-participating. The fraction of the thermal radiation leaving the larger surface and striking itself is



- (A) 0.25  
(B) 0.5  
(C) 0.75  
(D) 1

**[Ans. B]**

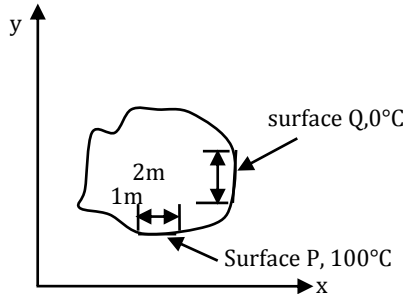
55. Air (at atmospheric pressure) at a dry bulb temperature of 40°C and wet bulb temperature of 20°C is humidified in an air washer operating with continuous water recirculation. The wet bulb depression (i.e. the difference between the dry and wet bulb temperature) at the exit is 25% of that at the inlet. The dry bulb temperature at the exit of the air washer is closest to

- (A) 10 °C  
(B) 20 °C  
(C) 25 °C  
(D) 30 °C

**[Ans. C]**

56. Steady two dimensional heat conduction takes place in the body shown in the figure below. The normal temperature gradients over surfaces P and Q can be considered to be uniform. The temperature gradient  $\frac{\partial T}{\partial x}$  at surface Q is equal to 10 K/m. Surfaces P and Q are maintained at constant temperatures as shown in the figure, while the remaining part of the boundary is insulated. The body has a constant thermal conductivity of 0.1 W/m.K.

The values of  $\frac{\partial T}{\partial x}$  and  $\frac{\partial T}{\partial y}$  at surface P are



- (A)  $\frac{\partial T}{\partial x} = 20 \text{ K/m}, \frac{\partial T}{\partial y} = 0 \text{ K/m}$       (C)  $\frac{\partial T}{\partial x} = 10 \text{ K/m}, \frac{\partial T}{\partial y} = 10 \text{ K/m}$   
 (B)  $\frac{\partial T}{\partial x} = 0 \text{ K/m}, \frac{\partial T}{\partial y} = 10 \text{ K/m}$       (D)  $\frac{\partial T}{\partial x} = 0 \text{ K/m}, \frac{\partial T}{\partial y} = 20 \text{ K/m}$

**[Ans. D]**

57. In a steady state flow process taking place in a device with a single inlet and a single outlet, the work done per unit mass flow rate is given by  $w = - \int_{\text{inlet}}^{\text{outlet}} v dp$ , where  $v$  is the specific volume and  $p$  is the pressure. The expression for  $w$  given above
- (A) is valid only if the process is both reversible and adiabatic  
 (B) is valid only if the process is both reversible and isothermal  
 (C) is valid for any reversible process  
 (D) is incorrect; it must be  $w = \int_{\text{inlet}}^{\text{outlet}} p dv$

**[Ans. C]**

58. For the standard transportation linear program with  $m$  sources and  $n$  destinations and total supply equaling total demand, an optimal solution (lowest cost) with the smallest number of non-zero  $x_{ij}$  values (amounts from source  $i$  to destination  $j$ ) is desired. The best upper bound for this number is

- (A)  $mn$       (B)  $2(m + n)$       (C)  $m + n$       (D)  $m + n - 1$

**[Ans. D]**

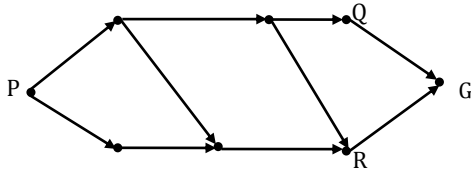
59. A moving average system is used for forecasting weekly demand.  $F_1(t)$  and  $F_2(t)$  are sequences of forecasts with parameters  $m_1$  and  $m_2$ , respectively, where  $m_1$  and  $m_2$  ( $m_1 > m_2$ ) denote the number of weeks over which the moving averages are taken. The actual demand shows a step increase from  $d_1$  to  $d_2$  at a certain time. Subsequently,

- (A) neither  $F_1(t)$  nor  $F_2(t)$  will catch up with the value  $d_2$   
 (B) both sequences  $F_1(t)$  and  $F_2(t)$  will reach  $d_2$  in the same period  
 (C)  $F_1(t)$  will attain the value  $d_2$  before  $F_2(t)$   
 (D)  $F_2(t)$  will attain the value  $d_2$  before  $F_1(t)$

**[Ans. D]**



60. For the network below, the objective is to find the length of the shortest path from node P to node G. Let  $d_{ij}$  be the length of directed arc from node i to node j. Let  $s_j$  be the length of the shortest path from P to node j. Which of the following equations can be used to find  $s_G$ ?



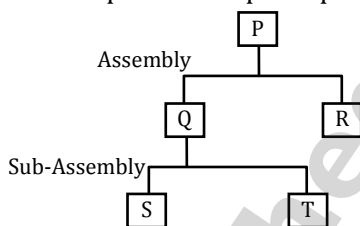
- (A)  $S_G = \text{Min}(S_Q, S_R)$  (C)  $S_G = \text{Min}(S_Q + d_{QG}, S_R + d_{RG})$   
 (B)  $S_G = \text{Min}(S_Q - d_{QG}, S_R - d_{RG})$  (D)  $S_G = \text{Min}(d_{QG}, d_{RG})$

[Ans. C]

61. The product structure of an assembly P is shown in the figure. Estimated demand for end product P is as follows

week	Demand
1	1000
2	1000
3	1000
4	1000
5	1200
6	1200

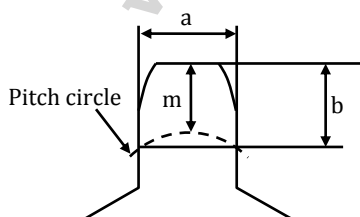
Ignore lead times for assembly and sub-assembly. Production capacity (per week) for component R is the bottleneck operation. Starting with zero inventory, the smallest capacity that will ensure a feasible production plan up to week 6 is



- (A) 1000 (B) 1200 (C) 2200 (D) 2400

[Ans. C]

62. One tooth of a gear having 4 module and 32 teeth is shown in the figure. Assume that the gear tooth and the corresponding tooth space make equal intercepts on the pitch circumference. The dimension 'a' and 'b', respectively, are closest to.

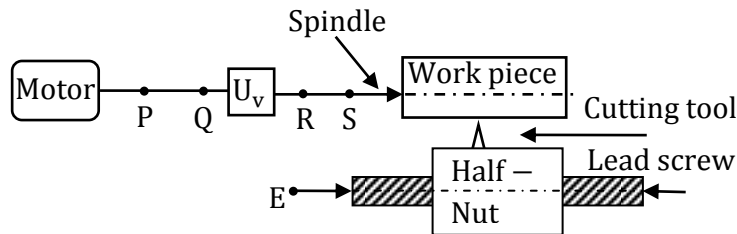


- (A) 6.08 mm, 4 mm (C) 6.28 mm, 4.3 mm  
 (B) 6.48 mm, 4.2 mm (D) 6.28 mm, 4.1 mm

[Ans. D]

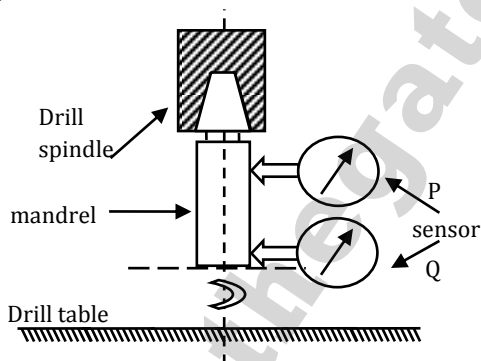
63. While cooling, a cubical casting of side 40 mm undergoes 3%, 4% and 5% volume shrinkage during the liquid state, phase transition and solid state, respectively. The volume of metal compensated from the riser is  
 (A) 2% (C) 8%  
 (B) 7% (D) 9%  
**[Ans. B]**
64. In a single point turning tool, the side rake angle and orthogonal rake angle are equal.  $\phi$  is the principle cutting edge angle and its range is  $0^\circ \leq \phi \leq 90^\circ$ . The chip flows in the orthogonal plane. The value of  $\phi$  is closest to  
 (A)  $0^\circ$  (C)  $60^\circ$   
 (B)  $45^\circ$  (D)  $90^\circ$   
**[Ans. D]**
65. A researcher conducts electrochemical machining (ECM) on a binary alloy (density  $6000 \text{ kg/m}^3$ ) of iron (atomic weight 56, valency 2) and metal P (atomic weight 24, valency 4). Faraday's constant = 96500 coulomb/mole. Volumetric material removal rate of the alloy is  $50 \text{ mm}^3/\text{sec}$  at a current of 2000 A. The percentage of the metal P in the alloy is closest to  
 (A) 40 (C) 15  
 (B) 25 (D) 79  
**[Ans. B]**
66. In a single pass rolling operation, a 20 mm thick plate with plate width of 100 mm, is reduced to 18 mm. The roller radius is 250 mm and rotational speed is 10 rpm. The average flow stress for the plate material is 300 MPa. The power required for the rolling operation in kW is closest to  
 (A) 15.2 (C) 30.4  
 (B) 18.2 (D) 45.6  
**[Ans. A]**
67. In arc welding of a butt joint, the welding speed is to be selected such that highest cooling rate is achieved. Melting efficiency and heat transfer efficiency are 0.5 and 0.7, respectively. The area of the weld cross section is  $5 \text{ mm}^2$  and the unit energy required to melt the metal is  $10 \text{ J/mm}^3$ . If the welding power is 2 kW, the welding speed in mm/s is closest to  
 (A) 4 (C) 24  
 (B) 14 (D) 34  
**[Ans. B]**
68. In the deep drawing of cups, blanks show a tendency to wrinkle up around the periphery (flange). The most likely cause and remedy of the phenomenon are, respectively,  
 (A) Buckling due to circumferential compression; Increase blank holder pressure  
 (B) High blank holder pressure and high friction; Reduce blank holder pressure and apply lubricant  
 (C) High temperature causing increase in circumferential length; Apply coolant to blank  
 (D) Buckling due to circumferential compression; decrease blank holder pressure  
**[Ans. A]**

69. The figure shows an incomplete schematic of a conventional lathe to be used for cutting threads with, different pitches. The speed gear box  $U_v$  is shown and the feed gear box  $U_s$  is to be placed. P, Q, R and S denote locations and have no other significance. Changes in  $U_v$  should NOT affect the pitch of the thread being cut and changes in  $U_s$ , should NOT affect the cutting speed.



The correct connections and the correct placement of  $U_s$  are given by

- (A) Q and E are connected.  $U_s$  is placed between P and Q.  
 (B) S and E are connected.  $U_s$  is placed between R and S.  
 (C) Q and E are connected.  $U_s$  is placed between Q and E.  
 (D) S and E are connected.  $U_s$  is placed between S and E.
- [Ans. D]**
70. A displacement sensor (a dial indicator) measures the lateral displacement of a mandrel mounted on the taper hole inside a drill spindle. The mandrel axis is an extension of the drill spindle taper hole axis and the protruding portion of the mandrel surface is perfectly cylindrical. Measurements are taken with the sensor placed at two positions P and Q as shown in figure. The readings are recorded as  $R_x = \text{maximum deflection} - \text{minimum deflection}$ , corresponding to sensor position at X, over one rotation.



If  $R_p = R_q > 0$ , which one of the following would be consistent with the observation?

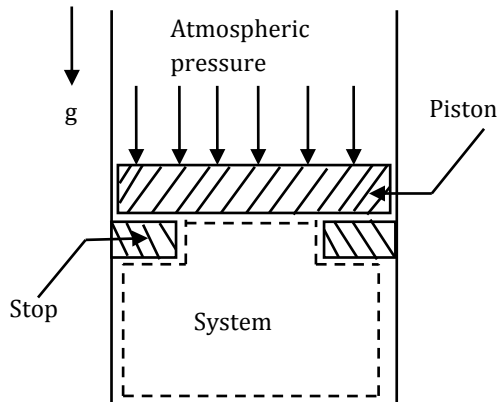
- (A) The drill spindle rotational axis is coincident with the drill spindle taper hole axis  
 (B) The drill spindle rotational axis intersects the drill spindle taper hole axis at point P  
 (C) The drill spindle rotational axis is parallel to the drill spindle taper hole axis  
 (D) The drill spindle rotational axis intersects the drill spindle taper hole axis at point Q.

**[Ans. C]**

**Common Data for Questions 71, 72 and 73:**

In the figure shown, the system is a pure substance kept in a piston- cylinder arrangement. The system is initially a two-phase mixture containing 1 kg of liquid and 0.03 kg of vapour at a pressure of 100 kPa. Initially, the piston rests on a set of stops, as shown in the figure. A pressure of 200kPa is required to exactly balance the weight of the piston and the outside atmospheric pressure. Heat transfer takes place into the system until its volume increases by 50%. Heat transfer to the system

occurs in such a manner that the piston, when allowed to move, does so in a very slow (quasi – static /quasi – equilibrium) process. The thermal reservoir from which heat is transferred to the system has a temperature of 400°C. Average temperature of the system boundary can be taken as 175°C. The heat transfer to the system is 1kJ, during which its entropy increase by 10 J/K.



71. Specific volume of liquid ( $v_f$ ) and vapour ( $v_g$ ) phases, as well as values of saturation temperatures, are given below.

Pressure (kPa)	Saturation Temperature, $T_{sat}$ (°C)	$V_f$ (m <sup>3</sup> /kg)	$V_g$ (m <sup>3</sup> /kg)
100	100	0.001	0.1
200	200	0.0015	0.002

At the end of the process, which one of the following situations will be true?

- (A) superheated vapour will be left in the system  
 (B) no vapour will be left in the system  
 (C) a liquid + vapour mixture will be left in the system  
 (D) the mixture will exist at a dry saturate vapour state
- [Ans. A]**
72. The work done by the system during the process is
- (A) 0.1 kJ (C) 0.3 kJ  
 (B) 0.2 kJ (D) 0.4 kJ
- [Ans. D]**
73. The net entropy generation (considering the system and the thermal reservoir together) during the process is closest to
- (A) 7.5 J/K (C) 8.5 J/K  
 (B) 7.7 J/K (D) 10 J/K
- [Ans. C]**

**Common Data for Questions 74 and 75**

Consider the Linear Programme (LP)

$$\text{Max } 4x + 6y$$

subject to

$$3x + 2y \leq 6$$

$$2x + 3y \leq 6$$

$$x, y \geq 0$$

74. After introducing slack variables  $s$  and  $t$ , the initial basic feasible solution is represented by the table below (basic variables are  $s = 6$  and  $t = 6$ , and the objective function value is 0).

	-4	-6	0	0	0
S	3	2	1	0	6
T	2	3	0	1	6
	x	y	s	t	RHS

After some simplex iterations, the following table is obtained

	0	0	0	2	12
S	5/3	0	1	-1/3	2
Y	2/3	1	0	1/3	2
	x	y	s	t	RHS

From this, one can conclude that

- (A) The LP has a unique optimal solution
- (B) The LP has an optimal solution that is not unique
- (C) The LP is infeasible
- (D) The LP is unbounded

[Ans. B]

75. The dual for the LP is

- (A) Min  $6u + 6v$   
subject to  
 $3u + 2v \geq 4$   
 $2u + 3v \geq 6$   
 $u, v \geq 0$

- (B) Max  $6u + 6v$   
subject to  
 $3u + 2v \leq 4$   
 $2u + 3v \leq 6$   
 $u, v \geq 0$

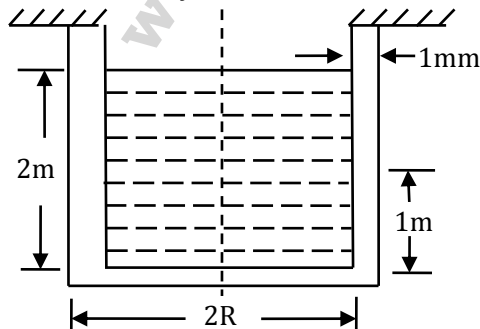
- (C) Max  $4u + 6v$   
subject to  
 $3u + 2v \geq 6$   
 $2u + 3v \geq 6$   
 $u, v \geq 0$

- (D) Min  $4u + 6v$   
subject to  
 $3u + 2v \leq 6$   
 $2u + 3v \leq 6$   
 $u, v \geq 0$

[Ans. A]

**Statement for Linked Answer Questions 76 and 77:**

A cylindrical container of radius  $R = 1$  m, wall thickness 1 mm is filled with water up to a depth of 2 m and suspended along its upper rim. The density of water is  $1000 \text{ kg/m}^3$  and acceleration due to gravity is  $10 \text{ m/s}^2$ . The self-weight of the cylinder is negligible. The formula for hoop stress in a thin-walled cylinder can be used at all points along the height of the cylindrical container.

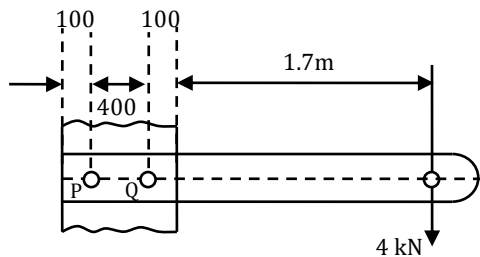


76. The axial and circumferential stress ( $\sigma_a, \sigma_c$ ) experienced by the cylinder wall at mid-depth (1 m as shown) are
- (A) (10, 10) MPa (C) (10, 5) MPa  
(B) (5, 10) MPa (D) (5, 5) MPa
- [Ans. B]**

77. If the Young's modulus and Poisson's ratio of the container material are 100GPa and 0.3, respectively, the axial strain in the cylinder wall at mid-depth is
- (A)  $2 \times 10^{-5}$  (C)  $7 \times 10^{-5}$   
(B)  $6 \times 10^{-5}$  (D)  $1.2 \times 10^{-4}$
- [Ans. A]**

**Statement for Linked Answer Questions 78 and 79:**

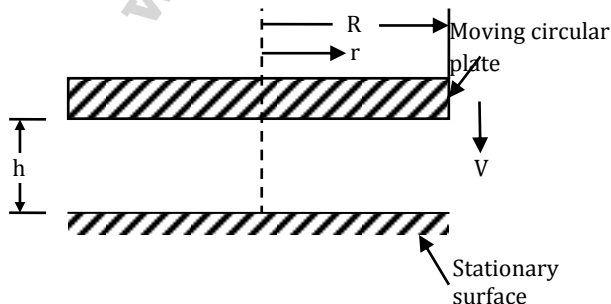
A steel bar of  $10 \times 50$ mm is cantilevered with two M 12 bolts (P and Q) to support a static load of 4 kN as shown in the figure.



78. The primary and secondary shear loads on bolt P, respectively, are
- (A) 2 kN, 20 kN (C) 20 kN, 0 kN  
(B) 20 kN, 2 kN (D) 0 kN, 20 kN
- [Ans. A]**
79. The resultant shear stress on bolt P is closest to
- (A) 132 MPa (C) 178 MPa  
(B) 159 MPa (D) 195 MPa
- [Ans. B]**

**Statement for Linked Answer Questions 80 and 81:**

The gap between a moving circular plate and a stationary surface is being continuously reduced, as the circular plate comes down at a uniform speed  $V$  towards the stationary bottom surface, as shown in the figure. In the process, the fluid contained between the two plates flows out radially. The fluid is assumed to be incompressible and inviscid.



80. The radial velocity  $v_r$  at any radius  $r$ , when the gap width is  $h$ , is
- (A)  $v_r = \frac{Vr}{2h}$  (C)  $v_r = \frac{2Vh}{r}$   
 (B)  $v_r = \frac{Vr}{h}$  (D)  $v_r = \frac{Vh}{r}$
- [Ans. A]**

81. The radial component of the fluid acceleration at  $r = R$  is
- (A)  $\frac{3V^2R}{4h^2}$  (C)  $\frac{V^2R}{2h^2}$   
 (B)  $\frac{V^2R}{4h^2}$  (D)  $\frac{V^2h}{4R^2}$
- [Ans. C]**

**Statement for Linked Answer Questions 82 and 83:**

Orthogonal turning is performed on a cylindrical workpiece with shear strength of 250 MPa. The following conditions are used: cutting velocity is 180 m/min, feed is 0.20 mm/rev, depth of cut is 3 mm, chip thickness ratio = 0.5. The orthogonal rake angle is  $7^\circ$ . Apply Merchant's theory for analysis.

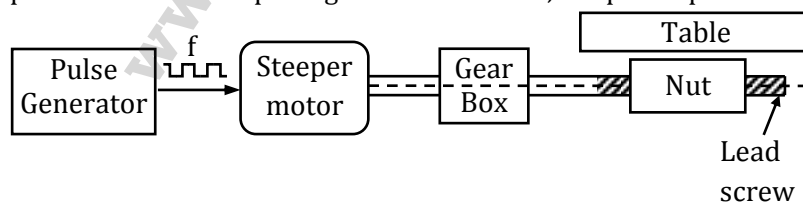
82. The shear plane angle (in degrees) and the shear force respectively are
- (A) 52; 320N (C) 28 ; 400 N  
 (B) 52; 400N (D) 28 ; 320 N
- [Ans. D]**

83. The cutting and frictional forces, respectively, are
- (A) 568 N ; 387 N (C) 440 N ; 342 N  
 (B) 565 N ; 381 N (D) 480 N ; 356 N
- [Ans. B]**

**Statement for Linked Answer Questions 84 and 85:**

In the feed drive of a Point – to – point open loop CNC drive, a stepper motor rotating at 200 steps/rev drives a table through a gear box and lead screw – nut mechanism (pitch = 4mm, number of starts = 1).

The gear ratio =  $\left(\frac{\text{Output rotational speed}}{\text{Input rotational speed}}\right)$  is given by  $U = \frac{1}{4}$ . The stepper motor (driven by voltage pulses from a pulse generator) executes 1 step/ pulse of the pulse generator. The frequency of the pulse train from the pulse generator is  $f = 10,000$  pulses per minute.



84. The Basic Length Unit (BLU), i.e., the table movement corresponding to 1 pulse of the pulse generator, is
- (A) 0.5 microns (C) 50 microns  
 (B) 5 microns (D) 500 microns
- [Ans. B]**

85. A customer insists on a modification to change the BLU the CNC drive to 10 microns without changing the table speed. The modification can be accomplished by
- (A) changing  $U$  to  $\frac{1}{2}$  and reducing  $f$  to  $\frac{f}{2}$                       (C) changing  $U$  to  $\frac{1}{2}$  and keeping  $f$  unchanged  
(B) changing  $U$  to  $\frac{1}{8}$  and increasing  $f$  to  $2f$                       (D) keeping  $U$  unchanged and increasing  $f$  to  $2f$ .

[Ans. A]

www.thegateacademy.com